

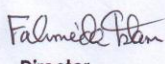
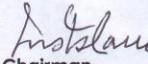


BEACH HATCHERY LIMITED
STATEMENT OF FINANCIAL POSITION
AS ON 31ST, DECEMBER, 2013

SL.NO	PARTICULARS	NOTE	AMOUNT (TK.) 31.12.2013	AMOUNT (TK.) 31.12.2012
A	NON-CURRENT ASSETS		236,064,818	230,558,836
	Property, Plant & Equipment	04	233,453,468	221,177,486
	Investment	05	-	3,770,000
	Deffered Expenses	06	2,611,350	5,611,350
B	CURRENT ASSETS		278,463,565	238,615,213
	Inventories	07	4,472,809	5,329,343
	Accounts Receivable	08	257,142,307	211,505,887
	Advances, Deposits & Pre-Payments	09	15,898,553	19,061,865
	Accrued interest on Bond	10	-	801,125
	Cash & Cash Equivalents	11	949,896	1,916,993
C	CURRENT LIABILITIES & PROVISIONS		38,005,113	32,691,504
	Short Term Liabilities	12	25,011,953	22,332,101
	Liability for Expenses	13	1,702,080	801,305
	Liabilities for Goods & Services	14	2,227,738	1,727,324
	Liabilities for Other Finance	15	296,680	327,560
	Income Tax Payable	16	8,766,662	7,503,214
D	NET CURRENT ASSETS (B-C)		240,458,452	205,923,709
E	NET ASSETS (A+D)		476,523,270	436,482,545
F	SHAREHOLDERS EQUITY		466,870,667	427,864,149
	Share Capital	17	342,865,600	311,696,000
	Retained Earning		107,631,263	68,624,745
	Proposed Stock Dividend		-	31,169,600
	Tax Holiday Reserve	18	16,373,804	16,373,804
G	LONG TERM LIABILITIES		9,652,603	8,618,396
	Secured Loan	19	9,652,603	8,618,396
H	LIABILITIES & SHAREHOLDERS EQUITY		476,523,270	436,482,545

I Net Asset Value Per Share : 13.62 13.73


* Annexed notes form integral part of these Financial Statements

 Company Secretary
 Chief Executive Officer
 Director
 Chairman

* Signed in terms of our separate report of even date annexed.

Date: 30 MAR 2014
Place: Dhaka


 ZAMAN HOQUE & CO.
 Chartered Accountants



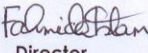
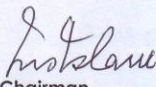

 G KIBRIA & CO.
 Chartered Accountants



BEACH HATCHERY LIMITED
STATEMENT OF COMPREHENSIVE INCOME
FOR THE YEAR ENDED 31ST DECEMBER, 2013


SL.NO.	PARTICULARS	NOTE	AMOUNT(TK)	
			31.12.2013	31.12.2012
A	Turnover		141,514,798	120,685,434
B	Less : Cost of Goods Sold.	20	56,827,590	46,219,324
C	Gross Profit (A-B)		84,687,208	74,466,110
D	Operating Expenses		37,863,668	31,496,560
	Office & Administrative Expenses	21	7,218,383	6,207,831
	Selling & Distribution Expenses	22	30,645,285	25,288,729
E	Operating Profit (C-D)		46,823,540	42,969,550
F	Amortization of Deferred Expenses	06	3,000,000	3,000,000
G	Financial Expenses	23	3,714,059	3,873,268
H	Other Income	24	160,514	361,917
I	Net profit before tax (E-F-G+H)		40,269,995	36,458,199
J	Less : Provision for tax	16	1,263,477	1,940,533
K	Net profit after tax (I-J)		39,006,518	34,517,666
Earning Per Share		31	1.14	1.01
Number of Share used to compute EPS			34,286,560	34,286,560

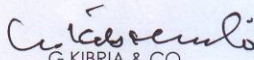
* Annexed notes form integral part of these Financial Statements

 Company Secretary
  Chief Executive Officer
  Director
  Chairman

* Signed in terms of our separate report of even date annexed.

Date: 30 MAR 2014
Place: Dhaka


 ZAMAN HOQUE & CO.
Chartered Accountants


 G KIBRIA & CO.
Chartered Accountants




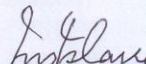
BEACH HATCHERY LIMITED
STATEMENT OF CHANGES IN EQUITY
FOR THE YEAR ENDED 31ST DECEMBER, 2013

Particulars	Share Capital	Tax Holiday Reserve	Proposed Stock Dividend	Retained Earning	Total
Balance at 1 January 2012	311,696,000	16,373,804		65,276,679	393,346,483
Net Profit for the year	-	-		34,517,666	34,517,666
Stock Dividend			31,169,600	(31,169,600)	-
Balance at 31st December 2012	311,696,000	16,373,804	31,169,600	68,624,745	427,864,149
Balance at 1 January 2013	311,696,000	16,373,804		68,624,745	396,694,549
Stock Dividend	31,169,600				31,169,600
Net Profit for the period	-	-		39,006,518	39,006,518
Balance at 31st December 2013	342,865,600	16,373,804	-	107,631,263	466,870,667



Company Secretary


Chief Executive Officer



Director


Chairman

Date: 30 MAR 2014
Place: Dhaka


ZAMAN HOQUE & CO.
Chartered Accountants




G. KIBRIA & CO.
Chartered Accountants




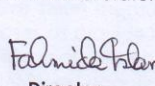
BEACH HATCHERY LIMITED
Statement of Cash Flow
For the year ended 31st December, 2013

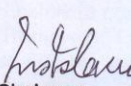
SL.NO.	PARTICULARS	AMOUNT(TK) 31.12.2013	AMOUNT(TK) 31.12.2012
A	Cash flows from Operating Activities	14,626,763	12,996,623
	Collection from Customer	87,817,638	51,140,039
	Cash Paid to Suppliers	(48,018,867)	(38,730,392)
	Operating Exp. Cash paid	(28,335,320)	(24,572,831)
	Advance, deposit and Prepayments	3,163,312	25,159,807
B	Cash flows from Non-Operating Activities	260	285
	Other Income	289	317
	Tax deducted at source	(29)	(32)
C	Cash flows from Investing Activities	(15,563,240)	(9,199,049)
	Acquisition of Fixed Assets	(20,294,590)	(11,043,299)
	Security Bond Encashment	3,770,000	1,500,000
	Interest received on Security Bond	961,350	344,250
D	Cash flows from Financing Activities	(30,880)	(5,663,176)
	Re-payment of Bank Loan	-	(5,200,000)
	Tax Paid	-	(451,162)
	Dividend Paid	(30,880)	(12,014)
	Net (Decrease) / Increase in Cash (A+B+C)	(967,097)	(1,865,317)
	Opening Cash & Bank Balance	1,916,993	3,782,310
	Closing Cash & Bank Balance	949,896	1,916,993

* Annexed notes form integral part of these Financial Statements


Company Secretary



Chief Executive Officer



Director


Chairman

* Signed in terms of our separate report of even date annexed.

Date: 30 MAR 2014
Place: Dhaka


ZAMAN HOQUE & CO.
Chartered Accountants


G. KIBRIA & CO.
Chartered Accountants

