



BEACH HATCHERY LTD.

an addition to the export

REF :

DATE :





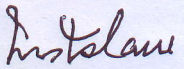
BEACH HATCHERY LIMITED
STATEMENT OF FINANCIAL POSITION
(Un-Audited)
AS AT DECEMBER 31, 2019

PARTICULARS	AMOUNT (TK.) 31.12.2019	AMOUNT (TK.) 30.06.2019
ASSETS		
NON-CURRENT ASSETS	216,519,718	217,678,532
Property, Plant & Equipment	216,519,718	217,678,532
CURRENT ASSETS	278,021,428	279,816,532
Accounts Receivable	274,929,336	276,526,940
Advances, Deposits & Pre-Payments	3,045,691	3,238,531
Cash & Cash Equivalents	46,401	51,061
TOTAL ASSETS	494,541,146	497,495,064
EQUITY AND LIABILITIES		
EQUITY	410,064,630	419,867,855
Share Capital	414,010,210	414,010,210
Retained Earning	(20,319,384)	(10,516,159)
Tax Holiday Reserve	16,373,804	16,373,804
NON CURRENT LIABILITIES	17,369,290	16,621,330
Secured Loan	17,369,290	16,621,330
CURRENT LIABILITIES	67,107,226	61,005,879
Short Term Liabilities	45,007,475	43,069,354
Liability for Expenses	11,231,244	7,068,023
Liabilities for Goods & Services	1,213,357	1,213,357
Liabilities for Other Finance	234,970	234,970
Income Tax Payable	9,420,180	9,420,175
LIABILITIES & SHAREHOLDERS EQUITY	494,541,146	497,495,064

Net Asset Value Per Share :

9.90

10.14

Company Secretary Chief Financial Officer Chief Executive Officer Director Chairman
 Place: Dhaka



BEACH HATCHERY LTD.

an addition to the export

REF :

DATE :

BEACH HATCHERY LIMITED
STATEMENT OF COMPREHENSIVE INCOME
(Un-Audited)
FOR THE PERIOD ENDED DECEMBER 31, 2019

SL. NO.	PARTICULARS	Amount(Tk) 31.12.2019	Amount(Tk) 31.12.2018	Amount(Tk) October To December 2019	Amount(Tk) October To December 2018
A	Turnover	-	-	-	-
B	Less : Factory Overhead	1,992,543	2,285,957	986,522	1,127,395
C	Gross Profit (A-B)	(1,992,543)	(2,285,957)	(986,522)	(1,127,395)
D	Operating Expenses	5,124,628	2,676,207	4,076,643	1,271,747
	Office & Administrative Expenses	5,124,628	2,676,207	4,076,643	1,271,747
E	Operating Profit (C-D)	(7,117,171)	(4,962,164)	(5,063,165)	(2,399,142)
F	Financial Expenses	2,686,081	2,464,295	1,343,041	1,232,148
G	Other Income	36	57	36	57
H	Net profit before tax (E-F-G)	(9,803,216)	(7,426,402)	(6,406,170)	(3,631,233)
I	Less : Provision for tax	9	14	9	14
	Net profit after tax (H-I)	(9,803,225)	(7,426,416)	(6,406,179)	(3,631,247)

Earning Per Share


(0.24)

(0.18)

(0.15)


(0.09)

Note: The Factory has dismantled by the government to construct marine drive road and entire operation has stopped.


Company Secretary


Chief Financial Officer


Chief Executive Officer


Director


Chairman

Place: Dhaka



BEACH HATCHERY LTD.

an addition to the export

REF :


DATE :

**BEACH HATCHERY LIMITED
STATEMENT OF CHANGES IN EQUITY
(Un-Audited)
AS ON 31ST DECEMBER, 2019**

Particulars	Share Capital	Tax Holiday Reserve	Proposed Stock Dividend	Retained Earning	Total
Balance at 1st July 2018	414,010,210	16,373,804		4,504,925	434,888,939
Net Profit/Loss for the Period	-	-		(7,426,416)	(7,426,416)
Balance at 31st Dec. 2018	414,010,210	16,373,804	-	(2,921,491)	427,462,523
Balance at 1st July 2019	414,010,210	16,373,804		(10,516,159)	419,867,855
Net Profit for the period	-	-		(9,803,225)	(9,803,225)
Balance at 31st Dec. 2019	414,010,210	16,373,804	-	(20,319,384)	410,064,630


Company Secretary


Chief Financial Officer


Chief Executive Officer


Director


Chairman

Place: Dhaka



BEACH HATCHERY LTD.

an addition to the export

REF :

DATE :

BEACH HATCHERY LIMITED
STATEMENT OF CASH FLOW
(Un-Audited)
AS ON 31ST DECEMBER, 2019

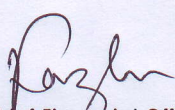
SL.NO	PARTICULARS	AMOUNT(TK) 31.12.2019	AMOUNT(TK) 31.12.2018
A	Cash flows from Operating Activities	(4,692)	5,581
	Collection from Customer	1,597,604	2,517,468
	Cash Paid to Suppliers	(205,434)	(944,536)
	Operating Exp. Cash paid	(1,589,702)	(1,983,931)
	Advance, deposit and Prepayments	192,840	416,580
B	Cash flows from Non-operating Activities	32	51
	Other Income	36	57
	Tax Deducted at Source	4	6
C	Cash flows from Investing Activities	-	-
	Acquisition of Fixed Assets	-	-
D	Cash flows from Financing Activities	-	-
	Dividend Paid	-	-
	Net (Decrease)/Increase in Cash (A+B+C+D)	(4,660)	5,632
	Opening Cash & Bank Balance	51,061	180,238
	Closing Cash & Bank Balance	46,401	185,870

Net Operating Cash Flow Per Share

(0.0001)

0.0001


Company Secretary


Chief Financial Officer


Chief Executive Officer


Director


Chairman

Place: Dhaka

BEACH HATCHERY LIMITED
NOTES TO FINANCIAL STATEMENTS
(Un-Audited)
As on 31st December, 2019.

1.00 PROPERTY, PLANT & EQUIPMENT : Tk. **216,519,718** **217,678,532**

This is arrived as under :

Particulars	31.12.2019	30.06.2019
Opening Balance (Cost)	482,260,635	482,260,635
Add : Addition during the year	-	-
	482,260,635	482,260,635
Less: Accumulated Depreciation.	264,582,103	261,716,238
	217,678,532	220,544,397
Less: Depreciation charged during the period	1,158,814	2,865,865
Balance (W.D.V) :	216,519,718	217,678,532

2.00 ACCOUNTS RECEIVABLE Tk. **274,929,336** **276,526,940**

The movement of above balance is as under:

Particulars	31.12.2019	30.06.2019
Opening Balance	276,526,940	279,928,483
Add : Addition during the year	-	-
	276,526,940	279,928,483
Less : Realised/Adjusted during the year	(1,597,604)	(3,401,543)
	274,929,336	276,526,940
Less: Provision for bad & doubtful debts	-	-
Total :	274,929,336	276,526,940

3.00 CASH AND CASH EQUIVALENT : **Tk.** **46,401** **51,061**

This is made up as under:

Particulars	31.12.2019	30.06.2019
Cash in hand (Note- 3.01)	26,895	30,667
Cash at Bank (Note - 3.02)	19,506	20,394
Total	46,401	51,061

3.01 Cash in hand : **Tk.** **26,895** **30,667**

This is made up as under :

Particulars	31.12.2019	30.06.2019
Cash in Head Office	4,709	1,184
Cash In Teknaf	22,186	29,483
Total Cash in Hand	26,895	30,667



3.02 Cash at Bank : Tk. 19,506 20,394

This is made up as under :

Particulars	31.12.2019	30.06.2019
a) Cash at Bank (Head office)		
Bangladesh Krishi Bank-2465	1,178	1,523
IFIC Bank-1017124081-001	12,140	12,140
Prime Bank Ltd. 12811050018053	1,383	1,383
Bangladesh Krishi Bank STD 2172	1,246	1,789
Total Cash at Bank (Head office)----(a)	15,947	16,835
b) Cash at Bank (Satkhira)		
Bangladesh Krishi Bank-1116	3,559	3,559
Total Cash at Bank (Satkhira)------(b)	3,559	3,559
Total Cash at Bank(a+b)	19,506	20,394

04.00 SHARE CAPITAL :

Authorized Capital:

100,000,000 Ordinary Shares of Tk. 10/- each. Tk. 2,000,000,000

Issued, Subscribed and Paid-up-Capital : Tk. 414,010,210

Ordinary Share holding position of the Company is as follows:

Sl.No.	Name of the Shareholders	Nos. of Shares	Amount (Tk.)
1	Md. Shariful Islam	9,045,704	90,457,040
2	Mrs. Fahmida Islam	1,956,075	19,560,750
3	M/s Meghna Shrimp Culture Ltd.	1,856,660	18,566,600
4	Syed Nur Ahmed	1,619,746	16,197,460
5	ICB	2,518,835	25,188,350
6	Financial Institution	5,365,585	53,655,850
7	General Public	19,038,416	190,384,160
8	Total :	41,401,021	414,010,210

05.00 SECURED LOAN : Tk. 17,369,290 16,621,330

This represents the outstanding amount of principal and interest of project loan taken from Bangladesh Krishi Bank (BKB) Teknaf Branch, Teknaf. The loan is secured by all fixed assets of the Company. The above balance arrived as under :

Particulars	31.12.2019	30.06.2019
Balance b/f	16,621,330	15,248,927
Less : Refund/adjusted during the year	-	-
	16,621,330	15,248,927
Add : Interest charged for the year	747,960	1,372,403
Balance	17,369,290	16,621,330



06.00 SHORT TERM LIABILITIES :Tk. **45,007,475** **43,069,354**

The above mentioned Bank's loan represents outstanding amount of Working Capital Loan allowed by Bangladesh Krishi Bank, Teknaf Br. The above balance arrived as under :

Particulars	31.12.2019	30.06.2019
Balance b/f	43,069,354	39,513,169
Less : Paid/Adjusted during the year	-	-
	43,069,354	39,513,169
Add : Provision for Interest during the year	1,938,121	3,556,185
Balance	45,007,475	43,069,354

07.00 LIABILITIES FOR OTHER EXPENSES : TK.Tk. **11,231,244** **7,068,023**

Particulars	31.12.2019	30.06.2019
Prov. For Audit Fees	80,000	230,000
Prov. For Salary Head Office	3,386,000	2,595,500
Prov. For Salary Factory	2,920,532	2,383,858
Prov. For Salary Wages	724,160	557,850
Prov. For Service Benefit	2,838,000	-
Prov. For Telephone Fax	67,542	67,542
Prov. For Utility & Electricity	48,919	67,182
Prov. For CDBL & Listing Fee	1,166,091	1,166,091
Total :	11,231,244	7,068,023


08.00 LIABILITIES FOR OTHER FINANCE : TK.Tk. **234,970** **234,970**


The above balance represents unclaimed dividend as on Balance Sheet date. Year wise break up of the balance is under.

Dividend for the year	31.12.2019	30.06.2019
2003	7,220	7,220
2004	27,872	27,872
2005	152,392	152,392
Fraction of Stock Dividend	47,486	47,486
Total :	234,970	234,970


Company Secretary


Chief Financial Officer


Chief Executive Officer


Director


Chairman

