



BEACH HATCHERY LTD.


an addition to the export

REF :


DATE :

BEACH HATCHERY LTD.
BALANCE SHEET
(Un-Audited)
As of June 30, 2013

Sl. No.	Particulars	Amount (Tk.) 30.06.2013.	Amount (Tk.) 31.12.2012.
1.	SOURCE OF FUND		
a)	Shareholders Fund	445,820,941	427,864,149
	Share Capital	342,865,600	311,696,000
	Retained Earning	86,581,537	68,624,745
	Proposed Stock Dividend	-	31,169,600
	Tax Holiday Reserve	16,373,804	16,373,804
b)	Loan Fund	9,135,500	8,618,396
	Secured Loan	9,135,500	8,618,396
	TOTAL (a+b)	454,956,441	436,482,545
2.	APPLICATION OF FUND		
a)	Fixed Assets:	218,350,586	221,177,486
	Gross Block	458,081,030	457,588,357
	Less: Depreciation	239,730,444	236,410,871
b)	Current Assets:	267,571,082	242,385,213
	Stock & Stores	5,713,329	5,329,343
	Trade Debtors	238,161,315	211,505,887
	Advance, Deposit & Prepayment	18,182,079	19,061,865
	Investment	3,770,000	3,770,000
	Accrued Interest On Bond	961,350	801,125
	Cash & Cash Equivalent	783,009	1,916,993
c)	Current Liabilities:	35,076,577	32,691,504
	Short Term Liabilities	23,672,027	22,332,101
	Liability For Expenses	664,368	801,305
	Liabilities For Goods & Service	1,554,305	1,727,324
	Liabilities for Other Finance	321,930	327,560
	Income Tax Payable	8,863,947	7,503,214
d)	Net Current Assets (b-c)	232,494,505	209,693,709
e)	Deferred Expenses	4,111,350	5,611,350
	TOTAL (a+d+e)	454,956,441	436,482,545


Manager


Director


Managing Director

Place: Dhaka.



BEACH HATCHERY LTD.

an addition to the export

REF :

DATE :

BEACH HATCHERY LTD.
Income Statement
(Un-Audited)
For The Period Ended June 30, 2013

PARTICULARS	Amount (Tk.)	Amount (Tk.)	Amount (Tk.)	Amount (Tk.)
	30.06.2013.	30.06.2012.	April To June 2013	April To June 2012
1 Turnover	72,865,417	90,249,179	35,469,429	39,963,532
2 Less: Cost of Goods Sold	29,289,496	35,967,671	9,889,658	11,709,697
3 Gross profit (1-2)	43,575,921	54,281,508	25,579,771	28,253,835
4 i) Less: Administrative Overhead	3,308,447	3,095,702	1,811,319	1,697,083
	40,267,474	51,185,806	23,768,452	26,556,752
ii) Less: Selling & Distribution Overhead	18,113,969	22,132,971	10,194,466	9,874,185
5 Trading Profit (3-4)	22,153,505	29,052,835	13,573,986	16,682,567
i) Less: Amortization of Deferred Exp.	1,500,000	-	750,000	
ii) Less: Financial Expenses	1,857,030	1,936,634	928,515	968,317
7 Operating Profit (5-6)	18,796,475	27,116,201	11,895,471	15,714,250
8 Add: Other Income	160,225	210,947	84,825	98,959
9 Net Profit Before Tax(7-8)	18,956,700	27,327,148	11,980,296	15,813,209
10 Less: Provision for tax on other Income	999,908	1,434,915	626,583	822,822
11 Net profit After Tax	17,956,792	25,892,233	11,353,713	14,990,387
14 Add: Retained Earning Brought Forward	68,624,745	65,276,679	75,227,824	76,178,525
15 Surplus Available for Distribution	86,581,537	91,168,912	86,581,537	91,168,912
Retained Earnings Carried Forward	86,581,537	91,168,912	86,581,537	91,168,912


Earning per share

0.52


0.76


0.33

0.44


Manager

Place: Dhaka.


Director


Managing Director

HEAD OFFICE: CONCORD TOWER, APT. # 201, 2ND FLOOR, 113 KAZI NAZRUL ISLAM AVENUE, BANGLA MOTOR
DHAKA-1000, BANGLADESH, PHONE : 9342576, FAX : 880-2-8317774, E-mail : shegufta@xpressbd.net
PROJECT : MOHESHKHALIPARA, TEKNAF SEA BEACH, TEKNAF, COX'S BAZAR



BEACH HATCHERY LTD.

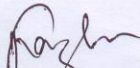
an addition to the export


REF :

DATE :

**BEACH HATCHERY LTD.
CASH FLOW STATEMENT
(Un-Audited)
For The Period Ended June 30, 2013**

	<u>PARTICULARS</u>	<u>Amount (Tk.) 30.06.2013.</u>	<u>Amount (Tk.) 30.06.2012.</u>
A.	CASH FLOW FROM OPERATING ACTIVITIES :	(635,681)	(682,375)
	i) Collection from Customers	42,616,718	49,687,166
	ii) Cash paid to suppliers	(22,942,950)	(29,409,781)
	iii) Operating exp. Cash Paid	(21,189,235)	(24,938,584)
	iv) Advance, Deposit & Prepayments	879,786	3,978,824
B.	CASH FLOW FROM INVESTING ACTIVITIES:	(492,673)	1,199,438
	Addition of Fixed Assets	(492,673)	(644,812)
	Security Bond Encashment	-	1,500,000
	Interest received on Security Bond	-	344,250
C.	CASH FLOW FROM FINANCING ACTIVITIES	(5,630)	(3,607,920)
	Loan	-	(3,600,000)
	Dividend Paid	(5,630)	(7,920)
	NET INCREASE/(DECREASE) IN CASH (A+B+C)	(1,133,984)	(3,090,857)
	Cash & Bank Balance at opening	1,916,993	3,782,310
	Cash & Bank Balance at closing	783,009	691,453


Manager


Director


Managing Director

Place: Dhaka.



BEACH HATCHERY LTD.


an addition to the export


REF :


DATE :

BEACH HATCHERY LTD.
STATEMENT OF CHANGES IN EQUITY
As on 30.06.2013.
(Un-Audited)

PARTICULARS	Share Capital	Tax Holiday Reserve	Proposed Stock Dividend	Retained Earnings	Total
Balance at 1st January, 2012	283,360,000	16,373,804	28,336,000	65,276,679	393,346,483
Issued Bonus Share	28,336,000		(28,336,000)		-
Net Profit For half year ended				25,892,233	25,892,233
Transfer to Texholiday reserve					-
Balance as on 30th June, 2012.	311,696,000	16,373,804	-	91,168,912	419,238,716
Balance at 1st January, 2013	311,696,000	16,373,804	31,169,600	68,624,745	427,864,149
Issued Bonus Share	31,169,600		(31,169,600)		-
Net Profit For the Period				17,956,792	17,956,792
Transfer to Texholiday reserve		-			-
					-
Balance as on 30th June, 2013.	342,865,600	16,373,804	-	86,581,537	445,820,941


Manager


Director


Managing Director

Place: Dhaka.