



BEACH HATCHERY LTD.

an addition to the export

REF :

DATE :


BEACH HATCHERY LIMITED
STATEMENT OF FINANCIAL POSITION
(Un-Audited)
AS AT SEPTEMBER 30, 2019


PARTICULARS	AMOUNT (TK.) 30.09.2019	AMOUNT (TK.) 30.06.2019
ASSETS		
NON-CURRENT ASSETS	217,099,125	217,678,532
Property, Plant & Equipment	217,099,125	217,678,532
CURRENT ASSETS	279,227,130	279,816,532
Accounts Receivable	276,030,367	276,526,940
Advances, Deposits & Pre-Payments	3,142,691	3,238,531
Cash & Cash Equivalents	54,072	51,061
TOTAL ASSETS	496,326,255	497,495,064
EQUITY AND LIABILITIES		
EQUITY	416,470,809	419,867,855
Share Capital	414,010,210	414,010,210
Retained Earning	(13,913,205)	(10,516,159)
Tax Holiday Reserve	16,373,804	16,373,804
NON CURRENT LIABILITIES	16,995,310	16,621,330
Secured Loan	16,995,310	16,621,330
CURRENT LIABILITIES	62,860,136	61,005,879
Short Term Liabilities	44,038,414	43,069,354
Liability for Expenses	7,953,220	7,068,023
Liabilities for Goods & Services	1,213,357	1,213,357
Liabilities for Other Finance	234,970	234,970
Income Tax Payable	9,420,175	9,420,175
LIABILITIES & SHAREHOLDERS EQUITY	496,326,255	497,495,064

Net Asset Value Per Share :

10.06

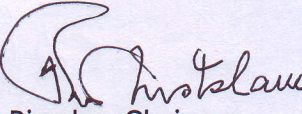
10.14


Company Secretary
Place: Dhaka


Chief Financial Officer


Chief Executive Officer


Director


Chairman



BEACH HATCHERY LTD.

an addition to the export

REF :

DATE :

BEACH HATCHERY LIMITED
Statement of profit or Loss and Other Comprehensive Income
(Un-Audited)
AS ON 30TH SEPTEMBER, 2019





SL.NO.	PARTICULARS	AMOUNT(TK) 30.09.2019	AMOUNT(TK) 30.09.2018
A	Turnover	-	-
B	Less : Factory Overhead	1,006,021	1,158,562
C	Gross Profit (A-B)	(1,006,021)	(1,158,562)
D	Operating Expenses	1,047,985	1,404,460
	Office & Administrative Expenses	1,047,985	1,404,460
E	Operating Profit (C-D)	(2,054,006)	(2,563,022)
F	Financial Expenses	1,343,040	1,232,147
G	Other Income	-	-
H	Net profit before tax (E-F-G+H)	(3,397,046)	(3,795,169)
I	Less : Provision for tax	-	-
	Net profit after tax (H-I)	(3,397,046)	(3,795,169)

Earning Per Share

(0.08)

(0.09)

Note: The Factory has dismantled by the government to construct marine drive road and entire operation has stopped.

   
Company Secretary Chief Financial Officer Chief Executive Officer Director Chairman

Place: Dhaka



BEACH HATCHERY LTD.


an addition to the export

REF :


DATE :

**BEACH HATCHERY LIMITED
STATEMENT OF CHANGES IN EQUITY
(Un-Audited)
AS ON 30TH SEPTEMBER, 2019**

Particulars	Share Capital	Tax Holiday Reserve	Proposed Stock Dividend	Retained Earning	Total
Balance at 1 July 2018	414,010,210	16,373,804		4,504,925	434,888,939
Net Profit/Loss for the Period	-	-		(3,795,169)	(3,795,169)
Balance at 30th Sept. 2018	414,010,210	16,373,804	-	709,756	431,093,770
Balance at 1 July 2019	414,010,210	16,373,804		(10,516,159)	419,867,855
Net Profit for the period	-	-		(3,397,046)	(3,397,046)
Balance at 30th Sept. 2019	414,010,210	16,373,804	-	(13,913,205)	416,470,809


Company Secretary


Chief Financial Officer


Chief Executive Officer


Director


Chairman

Place: Dhaka



BEACH HATCHERY LTD.


an addition to the export

REF :

DATE :

BEACH HATCHERY LIMITED
STATEMENT OF CASH FLOW
(Un-Audited)
AS ON 30TH SEPTEMBER, 2019

SL.NO.	PARTICULARS	AMOUNT(TK) 30.09.2019	AMOUNT(TK) 30.09.2018
A	Cash flows from Operating Activities	3,011	(4,045)
	Collection from Customer	496,573	1,720,523
	Cash Paid to Suppliers	(157,262)	(487,851)
	Operating Exp. Cash paid	(432,140)	(1,515,097)
	Advance, deposit and Prepayments	95,840	278,380
B	Cash flows from Investing Activities	-	-
	Acquisition of Fixed Assets	-	-
C	Cash flows from Financing Activities	-	-
	Dividend Paid	-	-
	Net (Decrease) / Increase in Cash (A+B+C)	3,011	(4,045)
	Opening Cash & Bank Balance	51,061	180,238
	Closing Cash & Bank Balance	54,072	176,193
	Net Operating Cash Flow Per Share	0.0001	(0.0001)

    
Company Secretary Chief Financial Officer Chief Executive Officer Director Chairman

Place: Dhaka

BEACH HATCHERY LIMITED
NOTES TO FINANCIAL STATEMENTS
(Un-Audited)
As on 30th September, 2019.

1.00 PROPERTY, PLANT & EQUIPMENT : Tk. **217,099,125** **217,678,532**

This is arrived as under :

Particulars	30.09.2019	30.06.2019
Opening Balance (Cost)	482,260,635	482,260,635
Add : Addition during the year	-	-
	482,260,635	482,260,635
Less: Accumulated Depreciation.	264,582,103	261,716,238
	217,678,532	220,544,397
Less: Depreciation charged during the period	579,407	2,865,865
Balance (W.D.V) :	217,099,125	217,678,532

2.00 ACCOUNTS RECEIVABLE Tk. **276,030,367** **276,526,940**

The movement of above balance is as under:

Particulars	30.09.2019	30.06.2019
Opening Balance	276,526,940	279,928,483
Add : Addition during the year	-	-
	276,526,940	279,928,483
Less : Realised/Adjusted during the year	(496,573)	(3,401,543)
	276,030,367	276,526,940
Less: Provision for bad & doubtful debts	-	-
Total :	276,030,367	276,526,940

3.00 CASH AND CASH EQUIVALENT : **Tk.** **54,072** **51,061**

This is made up as under:

Particulars	30.09.2019	30.06.2019
Cash in hand (Note- 3.01)	33,678	30,667
Cash at Bank (Note - 3.02)	20,394	20,394
Total	54,072	51,061

3.01 Cash in hand : **Tk.** **33,678** **30,667**

This is made up as under :

Particulars	30.09.2019	30.06.2019
Cash in Head Office	1,957	1,184
Cash In Teknaf	31,721	29,483
Total Cash in Hand	33,678	30,667

06.00 SHORT TERM LIABILITIES :

Tk.

44,038,414**43,069,354**

The above mentioned Bank's loan represents outstanding amount of Working Capital Loan allowed by Bangladesh Krishi Bank, Teknaf Br. The above balance arrived as under :

Particulars	30.09.2019	30.06.2019
Balance b/f	43,069,354	39,513,169
Less : Paid/Adjusted during the year	-	-
	43,069,354	39,513,169
Add : Provision for Interest during the year	969,060	3,556,185
Balance	44,038,414	43,069,354

07.00 LIABILITIES FOR OTHER EXPENSES : TK.**7,953,220****7,068,023**

Particulars	30.09.2019	30.06.2019
Prov. For Audit Fees	230,000	230,000
Prov. For Salary Head Office	3,174,000	2,595,500
Prov. For Salary Factory	2,634,258	2,383,858
Prov. For Salary Wages	629,910	557,850
Prov. For Telephone Fax	67,542	67,542
Prov. For Utility & Electricity	51,419	67,182
Prov. For CDBL & Listing Fee	1,166,091	1,166,091
Total :	7,953,220	7,068,023

08.00 LIABILITIES FOR OTHER FINANCE : TK.

Tk.

234,970**234,970**

The above balance represents unclaimed dividend as on Balance Sheet date. Year wise break up of the balance is under.

Dividend for the year	30.09.2019	30.06.2019
2003	7,220	7,220
2004	27,872	27,872
2005	152,392	152,392
Fraction of Stock Dividend	47,486	47,486
Total :	234,970	234,970







Company Secretary Chief Financial Officer Chief Executive Officer Director Chairman