



BEACH HATCHERY LTD.

an addition to the export


REF :

DATE :

BEACH HATCHERY LIMITED STATEMENT OF FINANCIAL POSITION (Un-Audited) AS ON 31ST MARCH, 2014

SL.NO	PARTICULARS	AMOUNT (TK.) 31.03.2014	AMOUNT (TK.) 31.12.2013
A	NON-CURRENT ASSETS	234,187,168	236,064,818
	Property, Plant & Equipment	232,325,818	233,453,468
	Deffered Expenses	1,861,350	2,611,350
B	CURRENT ASSETS	301,751,358	278,463,565
	Inventories	4,905,625	4,472,809
	Accounts Receivable	281,036,716	257,142,307
	Advances, Deposits & Pre-Payments	14,940,553	15,898,553
	Cash & Cash Equivalents	868,464	949,896
C	CURRENT LIABILITIES & PROVISIONS	38,978,229	38,005,113
	Short Term Liabilities	25,762,312	25,011,953
	Liability for Expenses	1,433,130	1,702,080
	Liabilities for Goods & Services	2,103,178	2,227,738
	Liabilities for Other Finance	289,830	296,680
	Income Tax Payable	9,389,779	8,766,662
D	NET CURRENT ASSETS (B-C)	262,773,129	240,458,452
E	NET ASSETS (A+D)	496,960,297	476,523,270
F	SHAREHOLDERS EQUITY	487,018,116	466,870,667
	Share Capital	342,865,600	342,865,600
	Retained Earning	76,348,872	107,631,263
	Proposed Stock Dividend	51,429,840	-
	Tax Holiday Reserve	16,373,804	16,373,804
G	LONG TERM LIABILITIES	9,942,181	9,652,603
	Secured Loan	9,942,181	9,652,603
H	LIABILITIES & SHAREHOLDERS EQUITY	496,960,297	476,523,270
I	Net Asset Value Per Share :	14.20	13.62
J	Net Asset Value Per Share :(Restated)	12.35	11.84


Company Secretary
Place: Dhaka


Chief Executive Officer


Director


Chairman

HEAD OFFICE: CONCORD TOWER, APT. # 201, 2ND FLOOR, 113 KAZI NAZRUL ISLAM AVENUE, BANGLA MOTOR
DHAKA-1000, BANGLADESH, PHONE : 9342576, FAX : 880-2-8317774, E-mail : shegufa@xpressbd.net
PROJECT : MOHESHKHALIPARA, TEKNAF SEA BEACH, TEKNAF, COX'S BAZAR



BEACH HATCHERY LTD.

an addition to the export

REF :

DATE :


BEACH HATCHERY LIMITED
STATEMENT OF COMPREHENSIVE INCOME
(Un-Audited)
AS ON 31ST MARCH, 2014

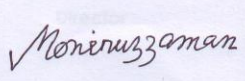
SL.NO.	PARTICULARS	AMOUNT(TK)	AMOUNT(TK)
		31.03.2014	31.03.2013
A	Turnover	71,629,364	37,395,988
B	Less : Cost of Goods Sold.	31,105,875	19,399,838
C	Gross Profit (A-B)	40,523,489	17,996,150
D	Operating Expenses	17,962,986	9,416,631
	Office & Administrative Expenses	1,804,596	1,497,128
	Selling & Distribution Expenses	16,158,390	7,919,503
E	Operating Profit (C-D)	22,560,503	8,579,519
F	Amortization of Deferred Expenses	750,000	750,000
G	Financial Expenses	1,039,937	928,515
H	Other Income	-	75,400
I	Net profit before tax (E-F-G+H)	20,770,566	6,976,404
J	Less : Provision for tax	623,117	373,325
K	Net profit after tax (I-J)	20,147,449	6,603,079

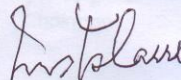
Earning Per Share 0.59 0.19

EPS (Considering proposed 15% stock dividend for 2013.) 0.51 0.17


Company Secretary


Chief Executive Officer


Director


Chairman

Place: Dhaka



BEACH HATCHERY LTD.

an addition to the export

REF :

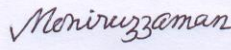
DATE :

BEACH HATCHERY LIMITED
STATEMENT OF CHANGES IN EQUITY
(Un-Audited)
AS ON 31ST MARCH, 2014

Particulars	Share Capital	Tax Holiday Reserve	Proposed Stock Dividend	Retained Earning	Total
Balance at 1 January 2013	311,696,000	16,373,804		68,624,745	396,694,549
Net Profit for the year	-	-		6,603,079	6,603,079
Stock Dividend			31,169,600	-	31,169,600
Balance at 31st March 2013	311,696,000	16,373,804	31,169,600	75,227,824	434,467,228
Balance at 1 January 2014	342,865,600	16,373,804		107,631,263	466,870,667
Stock Dividend			51,429,840	(51,429,840)	-
Net Profit for the period	-	-		20,147,449	20,147,449
Balance at 31st March 2014	342,865,600	16,373,804	51,429,840	76,348,872	487,018,116


Company Secretary


Chief Executive Officer


Director


Chairman

Place: Dhaka



BEACH HATCHERY LTD.

an addition to the export

REF :

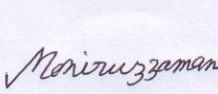
DATE :

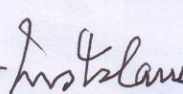
BEACH HATCHERY LIMITED
Statement of Cash Flow
(Un-Audited)
AS ON 31ST MARCH, 2014

SL.NO.	PARTICULARS	AMOUNT(TK) 31.03.2014	AMOUNT(TK) 31.03.2013
A	Cash flows from Operating Activities	475,087	(514,118)
	Collection from Customer	44,153,487	26,391,053
	Cash Paid to Suppliers	(26,788,415)	(18,147,459)
	Operating Exp. Cash paid	(17,847,965)	(9,300,040)
	Advance, deposit and Prepayments	957,980	542,328
B	Cash flows from Investing Activities	(514,125)	(486,173)
	Acquisition of Fixed Assets	(514,125)	(486,173)
C	Cash flows from Financing Activities	(6,850)	(2,350)
	Dividend Paid	(6,850)	(2,350)
	Net (Decrease) / Increase in Cash (A+B+C)	(45,888)	(1,002,641)
	Opening Cash & Bank Balance	914,352	1,916,993
	Closing Cash & Bank Balance	868,464	914,352


Company Secretary


Chief Executive Officer


Director


Chairman

Place: Dhaka